

VGP® Hanging Wall System


Versatile, Easy-to-Install Planting System for Interior and Exterior Use

Few living wall systems offer the versatility of the VGP hanging wall. At the heart of the system is the VGP planting tray. Made of 100% recycled polypropylene, it fits either two plants in 4" nursery pots for interior applications, or a direct planted pot for the exteriors. It can be hung on the VGP recycled mounting panel, standard 2" x 3" welded mesh, or along rods or steel rope. Each tray incorporates an anti-lift arm to prevent removal, but requires no other bolts or clips. The trays can be hung at 6" or 9" vertical intervals, depending on the plant size and the project budget.

The VGP is designed with a sub-irrigation reservoir using simple felt wicking, and incorporates an overflow drain that can be direct plumbed or cascade to a central drainage point. Drip irrigation and fertilizer dosing is recommended, but not required.



- Range of mounting options allows for living walls at a variety of price points
- Water-efficient sub-irrigation reservoir means healthy, low maintenance plants
- Interior and exterior solution for applications large and small
- Both tray and molded support panel are 100% post-consumer recycled plastic



Tournesol
SITEWORKS

tournesolsiteworks.com
800.542.2282

VGP Hanging Wall Products

Part No.	Overall Part Size	Nominal Part Size	Description	Empty Weight
VGP-01	7-5/8"W x 8-1/8"H x 7-1/2"D	7-7/8"W x 6"H x 7-5/8"D	Planting Tray, black recycled polypropylene. Planting volume 110 cu. in. or .47 gal	1 lbs
VGP-1636	16-1/2"W x 36-3/8"H x 7/8"D	15-3/4"W x 35-1/2"H x 7/8"D	Mounting Panel, black recycled polypropylene. Fits 12 pots (close spacing) or 8 pots (expanded spacing)	2 lbs.

Specification Details

Approx. Planting Weight:

Close Spacing (2 trays psf) - 19 lbs/sq. ft

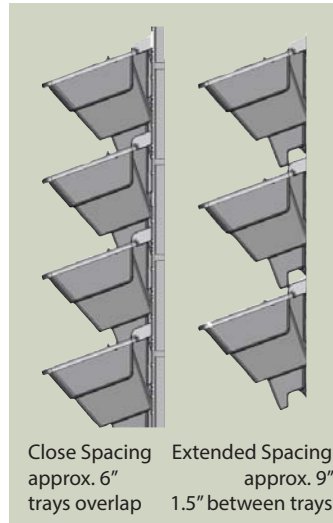
Extended Spacing (1.5 trays psf) - 12.7 lbs/sq. ft

Irrigation lines can be run between the trays, attached to the mounting panel or the 2"x3" mesh. Individual irrigation lines run to the back of each tray. The bottom of the tray serves as a sub-irrigation reservoir.

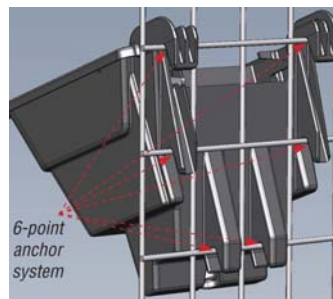
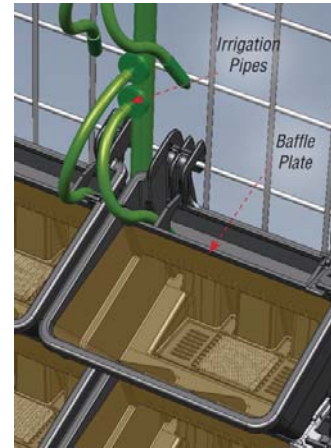
Overflow drains to the tray below, behind the baffle plate. Alternately, drain plugs are available if required.

Interior applications will typically use two 4" plants in their nursery pots per tray, with capillary wicks running from pot to the tray reservoir.

Exterior applications will typically use flats or plugs directly planted into the tray.



Close Spacing approx. 6" trays overlap
Extended Spacing approx. 9" 1.5" between trays



6-point anchor system

Overflow Drain
Drains to tray below-
May be plumbed or
plugged as required



BETWEEN LANDSCAPE + ARCHITECTURE



Tournesol
SITE WORKS

tournesolsiteworks.com
800.542.2282

VGP1213
©2013,
Tournesol Siteworks